

HOW TO JOIN THE ONLINE MEETING

MEETING ACCESS

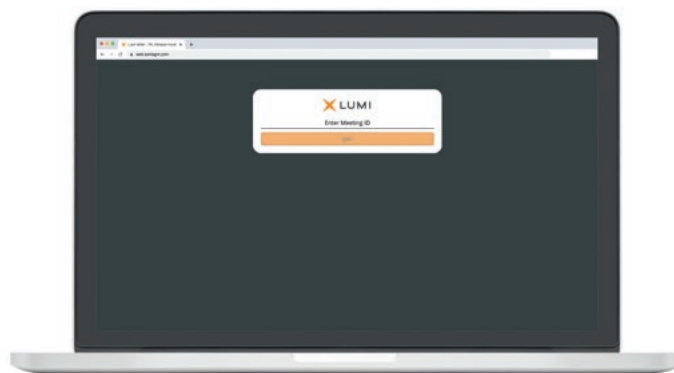
Members can participate in the meeting remotely, via:
<https://web.lumiagm.com>

This can be accessed online using the latest version of Chrome, Firefox and Safari on your PC, laptop, tablet or smartphone. You'll be prompted to enter the Meeting ID, then click join meeting.

You will then be prompted to enter:

- a) Membership number; and
- b) Password, which is: **TFLPFAMM**

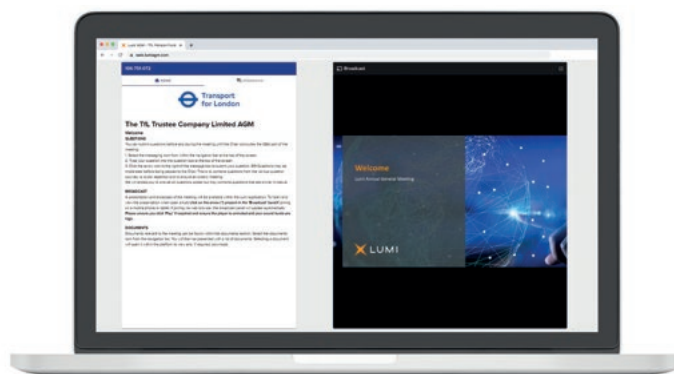
Access to the Lumi platform will be available an hour prior to the start of the meeting.



Meeting ID: 106-751-072

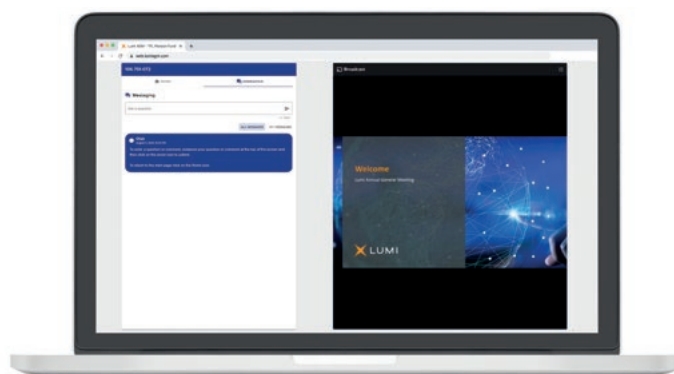
BROADCAST

Once logged in, and at the commencement of the meeting, you will be able to follow the proceedings on your device.



Q&A

To ask a question select the messaging icon from within the navigation bar and type your question at the top of the screen. To submit your question, click on the arrow icon to the right of the text box.



REQUIREMENTS

An active internet connection is always required in order to allow you to cast your vote when the poll opens, submit questions and view the Broadcast. It is the user's responsibility to ensure you remain connected for the duration of the meeting.

As well as having the latest internet browser installed, users must ensure their device is up to date with the latest software release.