

L&G PMC Cash Fund 3

WorkSave Buy Out Plan/WorkSave Pension Plan/WorkSave Pension Trust



FUND AIM

The objective of this Fund is to maintain capital and to provide a return in line with money market rates, before charges.

Notes:

A. The Fund will generally invest in short term deposits, certificates of deposit, government bonds (predominantly UK) issued in pounds sterling (a type of loan that pays interest) and Repos. Repos are an agreement between two parties to sell or buy an asset and later reverse the trade at an agreed date and price.

B. If the interest earned by the fund's assets is insufficient to cover the fund management charge and any additional fund expenses, the unit price will fall.

FUND FACTS

Launch date	Legal & General fund size
21 Dec 1977	£929.5m
ABI Sector	Benchmark
Deposit & Treasury	IA Short Term Money Market

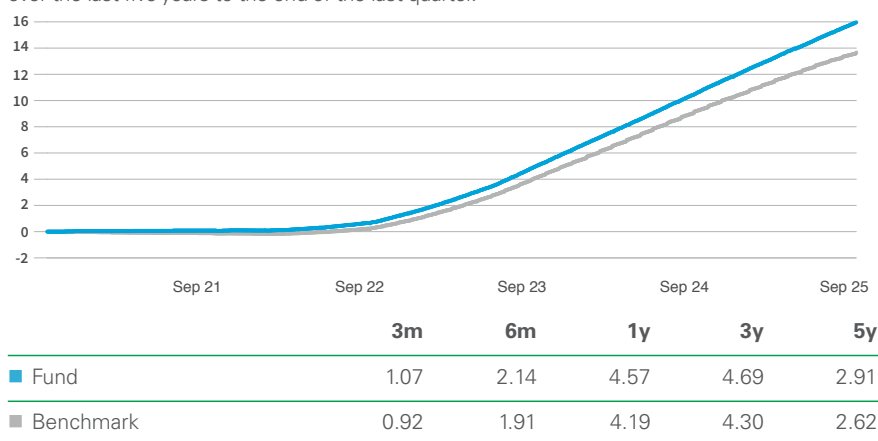
CHARGES

Investment management charge (IMC)	0.09%
Additional expenses (AE)	0.00%
Fund management charge (FMC = IMC + AE)	0.09%

The IMC is taken by adjusting the unit price of the fund daily.

PERFORMANCE (%)

The graph below shows how the fund has performed over the last five years (or since the fund launched) compared with the fund's benchmark or comparator. The first table shows the total percentage change over **three months, six months** and one year, and the **annualised percentage change over three and five years. Please note we have recently changed these performance periods and bases.** The second table shows performance for 12-month periods over the last five years to the end of the last quarter.



ANNUAL PERFORMANCE (%)

12 months to 30 September	2025	2024	2023	2022	2021
Fund	4.57	5.37	4.15	0.57	-0.01
Benchmark	4.19	4.99	3.73	0.41	-0.12

Performance data source: Lipper. **Returns are calculated on the basis of daily midday dealing prices, those at which you transact.** Other fact sheets may show returns on a different basis, e.g. daily midday mid-market prices. Fund performance is shown net, which is after the deduction of the fund management charge.

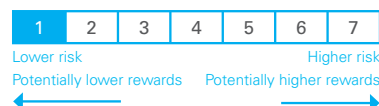
The fund performance does not take account of any product charges applicable to your scheme. You can find more information about our charges in the terms and conditions booklet (for example, the Member's Booklet and Member's Policy Booklet) or Key Features documents.

Past performance is not a guide to the future. The value of an investment is not guaranteed and can go down as well as up. Exchange rate variations can cause the value of overseas investments to increase or decrease. You may not get back the amount you originally invested. For overseas markets the figures are sterling adjusted and net of any withholding tax.

USING THIS FUND FACT SHEET

- This fact sheet contains detailed information about the fund. We suggest you read it carefully, along with any other investment related material available to you on your scheme website before deciding whether to invest.
- For more information on the terms used in this guide, please see the glossary on the last page.
- Each fund has a unique four digit reference code, which you'll find below. You'll need to use this code when telling us where you would like to invest your savings.
- Legal & General fund code: **EAB3**

RISK AND REWARD PROFILE



The fund's risk rating is based on the historic volatility of the fund's value and it may change in the future.

Investment funds with a lower risk profile typically exhibit fewer price fluctuations and therefore a lower probability of temporary capital losses. Funds with a high risk rating typically experience greater fluctuations in value and maintain a greater risk of capital losses.

For more information on the investment risks that are specific to this fund, please refer to the Fund Specific Risks section on page 3.

MANAGE YOUR PENSION ONLINE

Register for our secure online customer service at:

legalandgeneral.com/manageyouraccount

All you need is your pension account number.

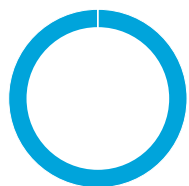
In Manage Your Account you can:

- check the value of your pension pot
- monitor your contributions
- see and request your statements
- update your details
- change your investments
- plan your future using our tools and calculators



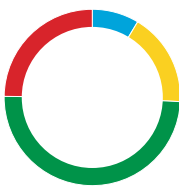
PORTFOLIO BREAKDOWN (%)

All data sourced from Legal & General unless otherwise stated. Totals may not add up to 100% due to rounding.



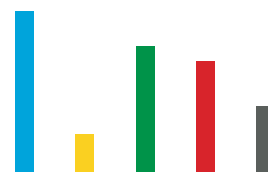
ASSET (%)

■ Cash	100.0
--------	-------



CREDIT RATING (%)

■ AA	8.6
■ AA-	17.2
■ A+	49.4
■ A	24.8



DAYS TO MATURITY (%)

■ 0 to 7 days	31.9
■ 7 days to 1 month	7.7
■ 1 to 3 months	25.0
■ 3 to 6 months	22.1
■ 6 to 12 months	13.3

COUNTRY (%)

🇬🇧 United Kingdom	20.2
🇫🇷 France	14.5
🇯🇵 Japan	13.8
🇨🇦 Canada	10.8
🇧🇪 Belgium	8.7
🇺🇸 United States	6.8
🇳🇱 Netherlands	6.2
🇦🇺 Australia	4.8
🇦🇪 United Arab Emirates	3.5
🌐 Other	10.6

TOP 10 ISSUERS (%)

UK Government	7.2
Nationwide Building Society	7.2
Rabobank	4.5
National Bank of Canada	4.3
Belfius Bank	4.3
Goldman Sachs International Bank	4.0
Sumitomo Mitsui Trust Bank	3.6
First Abu Dhabi Bank	3.5
Credit Mutuel	3.5
Credit Agricole	3.5

LIQUIDITY MANAGEMENT

Liquidity Management (within Global Trading and Liquidity) forms a strategic part of our asset management capability incorporating liquidity and short duration portfolios as well as securities financing.

FUND SPECIFIC RISKS

- The fund invests in money market products, with banks and other financial institutions. There is a risk of investing in money market products, if the financial institutions which hold the deposits suffer financial difficulties or become insolvent, they may not pay back some or all of the amount invested with them. This could mean that the Fund might not get back the full amount deposited and its value will fall. Some money market investments may be illiquid. The value of money market securities may fall due to changes in interest rates- including periods of negative interest rates, inflation, creditworthiness, wider credit events or extensions to the anticipated term of investments. If this happens the value of your fund may fall.
- The fund should be utilised as part of a diversified investment strategy within a wider portfolio of funds. These funds are not designed to be solely invested in.
- This fund is able to delay paying out, which may mean that you have to wait to get your money. A delay may happen when market conditions mean it is difficult for the fund manager to cash in investments to pay out to investors. For example, a fund with investments in commercial properties may find they may take time to sell. Whilst waiting to complete on the sale of properties, the fund manager may suspend making payments to investors who want to cash in. The fund can only delay paying out if it is in the interests of all investors.

TO FIND OUT MORE



Visit your scheme website

If you're not sure whether to invest in this fund, you may want to speak to a financial adviser. To find a regulated financial adviser go to **MoneyHelper**. Please note that advisers will usually charge for their services.

FUND CODES

Legal & General fund code	EAB3
ISIN code	GB00B4VD0B60
SEDOL code	B4VD0B6
MEX code	LGAAAZ



LEGAL & GENERAL

L&G's asset management division is a major global investor across public and private markets, with £1,116.6 billion in assets under management (as at 30 June, 2025). Our investment philosophy and processes are designed to create value over the long term. We believe that incorporating financially material sustainability criteria, when relevant to our clients, can create attractive returns and drive positive change.

Source: L&G internal data as at 30 June 2025. The AUM disclosed aggregates the assets managed by L&G in the UK, LGIMA in the US and L&G Asia in Hong Kong (2018-2019 only). The AUM includes the value of securities and derivatives positions.

GLOSSARY

Investment management charge (IMC)

This charge covers the costs of managing your fund.

Additional expenses (AE)

This is an allowance for variable fund expenses not included in the IMC.

Fund management charge (FMC)

This charge is the sum of the IMC and AE. Please see your Member's Booklet, Member's Policy Booklet or Key Features document for more information.

ABI sector

ABI sectors are defined by the Association of British Insurers (ABI). They are a way of grouping funds with similar characteristics so they're easier to compare.

Lipper

A company that supplies fund data such as performance. We use Lipper to provide past performance data on our fund fact sheets.

Important information

Copyright © 2025 Legal & General. This document is subject to copyright. Any unauthorised use is strictly prohibited. All rights are reserved.

Source: Legal & General Group PLC unless otherwise stated. Legal & General Assurance Society Limited. Registered in England and Wales No.166055. Registered office: One Coleman Street, London EC2R 5AA. Authorised by the Prudential Regulation Authority and regulated by the Financial Conduct Authority and the Prudential Regulation Authority.

Copyright 2025, S&P Global Market Intelligence. Reproduction of any information, data or material, including ratings ("Content") in any form is prohibited except with the prior written permission of the relevant party. Such party, its affiliates and suppliers ("Content Providers") do not guarantee the accuracy, adequacy, completeness, timeliness or availability of any Content and are not responsible for any errors or omissions (negligent or otherwise), regardless of the cause, or for the results obtained from the use of such Content. In no event shall Content Providers be liable for any damages, costs, expenses, legal fees, or losses (including lost income or lost profit and opportunity costs) in connection with any use of the Content. A reference to a particular investment or security, a rating or any observation concerning an investment that is part of the Content is not a recommendation to buy, sell or hold such investment or security, does not address the suitability of an investment or security and should not be relied on as investment advice. Credit ratings are statements of opinions and are not statements of fact.