

L&G PMC Future World Annuity Aware Fund 3

Please note that the name of the Fund was previously the L&G PMC Pre-Retirement Fund 3.



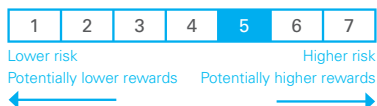
WorkSave Buy Out Plan/WorkSave Pension Plan/WorkSave Pension Trust

FUND AIM

The Fund aims to improve potential outcomes for investors likely to purchase fixed annuities by providing a diversified exposure to assets that reflect the broad characteristics of investments underlying a typical traditional level annuity product, incorporating Environmental, Social and Governance ("ESG") considerations as part of the investment strategy.

The Fund cannot provide full protection against changes in annuity rates for individual members as these also depend upon a number of other factors (e.g. changes to mortality assumptions).

RISK AND REWARD PROFILE



The fund's risk rating is based on the historic volatility of the fund's value and it may change in the future.

Investment funds with a lower risk profile typically exhibit fewer price fluctuations and therefore a lower probability of temporary capital losses. Funds with a high risk rating typically experience greater fluctuations in value and maintain a greater risk of capital losses.

For more information on the investment risks that are specific to this fund, please refer to the Fund Specific Risks section on page 3.

USING THIS FUND FACT SHEET

- This fact sheet contains detailed information about the fund. We suggest you read it carefully, along with any other investment related material available to you on your scheme website before deciding whether to invest.
- For more information on the terms used in this guide, please see the glossary on the last page.
- Each fund has a unique four digit reference code, which you'll find below. You'll need to use this code when telling us where you would like to invest your savings.
- Legal & General fund code: **NEN3**

This fund is designed for people who anticipate buying an annuity (a guaranteed income). If you invest in this fund but you do NOT plan to buy an annuity, it is important to review your retirement plans and consider selecting a different investment which may match your intentions more closely.

FUND FACTS

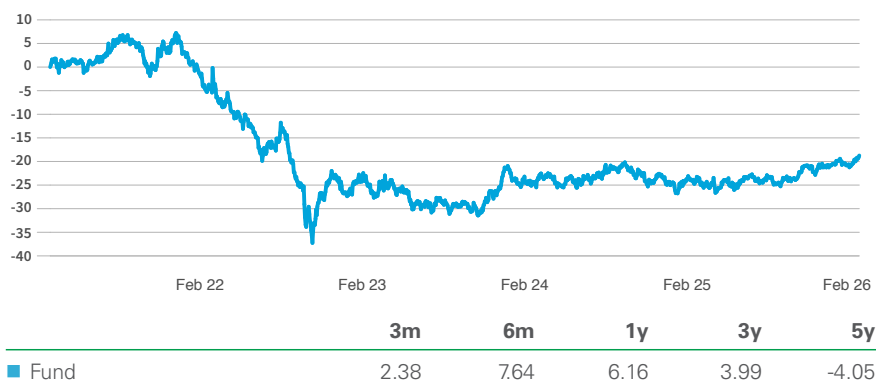
Launch date	Legal & General fund size	Indicative spread
14 May 2004	£86.0m	0.28%

ABI Sector

Sterling Long Bond

PERFORMANCE (%)

The graph below shows how the fund has performed over the last five years (or since the fund launched). The first table shows the total percentage change over **three months, six months and one year**, and the **annualised percentage change over three and five years**. Please note we have recently changed these performance periods and bases. The second table shows performance for 12-month periods over the last five years to the end of the last quarter.



ANNUAL PERFORMANCE (%)

12 months to 31 December	2025	2024	2023	2022	2021
Fund	5.45	-3.54	7.37	-29.22	-4.86

Performance data source: Lipper. Returns are calculated on the basis of daily midday dealing prices, those at which you transact. Other fact sheets may show returns on a different basis, e.g. daily midday mid-market prices. Fund performance is shown net, which is after the deduction of the fund management charge.

The fund performance does not take account of any product charges applicable to your scheme. You can find more information about our charges in the terms and conditions booklet (for example, the Member's Booklet and Member's Policy Booklet) or Key Features documents.

Past performance is not a guide to the future. The value of an investment is not guaranteed and can go down as well as up. Exchange rate variations can cause the value of overseas investments to increase or decrease. You may not get back the amount you originally invested. For overseas markets the figures are sterling adjusted and net of any withholding tax.

CHARGES

Investment management charge (IMC) **0.12%**

Additional expenses (AE) **0.00%**

Fund management charge (FMC = IMC + AE) **0.12%**

The IMC is taken by adjusting the unit price of the fund daily.

MANAGE YOUR PENSION ONLINE

Register for our secure online customer service at:

legalandgeneral.com/manageyouraccount

All you need is your pension account number.

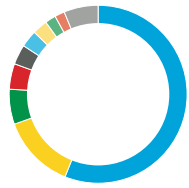
In Manage Your Account you can:

- check the value of your pension pot
- monitor your contributions
- see and request your statements
- update your details
- change your investments
- plan your future using our tools and calculators



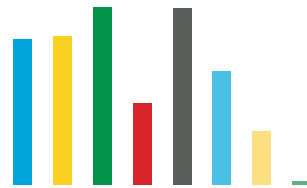
PORTFOLIO BREAKDOWN (%)

All data sourced from Legal & General unless otherwise stated. Totals may not add up to 100% due to rounding. **During periods of stressed market conditions, it may be appropriate for this fund to hold a small amount of cash or other money market assets, and so the fund will not be completely invested in the target asset class.**



SECTOR (%)

■ Gilts	56.1
■ Core Financials	13.5
■ Utilities	6.4
■ Consumer Goods	4.7
■ Consumer Services	3.6
■ Telecommunications	3.1
■ Industrials	2.7
■ Housing Associations	2.0
■ Financial Services	1.8
■ Other	6.2



YEARS TO MATURITY (%)

■ 0 - 5 Years	16.1
■ 5 - 10 Years	16.5
■ 10 - 15 Years	19.7
■ 15 - 20 Years	9.1
■ 20 - 25 Years	19.7
■ 25 - 30 Years	12.6
■ 30 - 40 Years	5.9
■ 40+ Years	0.4



■ Top 10 holdings 51.4%
 ■ Rest of portfolio 48.6%
 No. of issuers in fund 239

TOP 10 HOLDINGS (%)

United Kingdom Gilt 4.25% 07 Dec 46	10.6
United Kingdom Gilt 4.25% 07 Dec 40	8.9
United Kingdom Gilt 4.375% 31 Jul 54	7.5
United Kingdom Gilt 4.25% 07 Dec 49	7.0
United Kingdom Gilt 3.5% 22 Jan 45	3.6
United Kingdom Gilt 0.625% 31 Jul 35	3.3
United Kingdom Gilt 4% 22 Jan 60	3.2
United Kingdom Gilt 4.25% 07 Mar 36	2.7
United Kingdom Gilt 3.75% 22 Jul 52	2.6
United Kingdom Gilt 4% 22 Oct 63	2.2

CREDIT RATING (%)

AAA	0.3
AA	60.2
A	22.9
BBB	16.6

COUNTRY (%)

🇬🇧 United Kingdom	77.9
🇺🇸 United States	11.1
🇫🇷 France	3.0
🇩🇪 Germany	2.0
🇨🇭 Switzerland	1.2
🇦🇺 Australia	0.8
🇪🇸 Spain	0.6
🇮🇹 Italy	0.5
🇸🇪 Sweden	0.5
🌐 Other	2.4

FUND MANAGERS

The Fund's strategic asset allocation is set and maintained by L&G's Portfolio Solutions team. This team has a wealth of experience and is drawn from financial, actuarial and consultancy backgrounds. They are involved in asset allocation work for a wide range of L&G's clients, typically large pension and insurance funds.

The Index Fund Management team comprises 25 fund managers, supported by two analysts. Management oversight is provided by the Global Head of Index Funds. The team has average industry experience of 15 years, of which seven years has been at L&G, and is focused on achieving the equally important objectives of close tracking and maximising returns.

FUND SPECIFIC RISKS

- Investment returns on fixed interest securities, such as corporate and government bonds, are particularly sensitive to trends in interest rate movements and inflation. Their values are likely to fall when interest rates rise. Such falls may be more pronounced in a low, or negative interest rate environment and longer dated fixed interest securities will fall by more than short dated fixed interest securities.
- The fund invests in fixed interest securities. The financial strength of a company or government issuing the security determines their ability to make some or all of the payments due. If this financial strength weakens, the chances of them not making payments increases and this will reduce the Fund's value.
- The fund manager may lend stock to other parties and it is usual for the borrower to provide collateral. If the borrower fails to return the borrowed stock, the collateral may not be enough to cover the value of the stock, resulting in a reduction in the fund value.
- The fund is designed to be used as part of a pre-retirement strategy by investors who are expected to purchase an annuity at retirement.
- The fund should be utilised as part of a diversified investment strategy within a wider portfolio of funds. These funds are not designed to be solely invested in.
- This fund is able to delay paying out, which may mean that you have to wait to get your money. A delay may happen when market conditions mean it is difficult for the fund manager to cash in investments to pay out to investors. For example, a fund with investments in commercial properties may find they may take time to sell. Whilst waiting to complete on the sale of properties, the fund manager may suspend making payments to investors who want to cash in. The fund can only delay paying out if it is in the interests of all investors.

TO FIND OUT MORE



Visit your scheme website

If you're not sure whether to invest in this fund, you may want to speak to a financial adviser. To find a regulated financial adviser go to **MoneyHelper**. Please note that advisers will usually charge for their services.

FUND CODES

Legal & General fund code	NEN3
ISIN code	GB00B4QJ1L64
SEDOL code	B4QJ1L6
MEX code	LGAACH



LEGAL & GENERAL

L&G's asset management division is a major global investor across public and private markets, with £1,176.6 billion in assets under management (as at 31 December, 2025). Our investment philosophy and processes are designed to create value over the long term. We believe that incorporating financially material sustainability criteria, when relevant to our clients, can create attractive returns and drive positive change.

Source: L&G internal data as at 31 December 2025. The AUM disclosed aggregates the assets managed by L&G in the UK, LGIMA in the US and L&G Asia in Hong Kong (2018-2019 only). The AUM includes the value of securities and derivatives positions.

GLOSSARY

Investment management charge (IMC)

This charge covers the costs of managing your fund.

Additional expenses (AE)

This is an allowance for variable fund expenses not included in the IMC.

Fund management charge (FMC)

This charge is the sum of the IMC and AE. Please see your Member's Booklet, Member's Policy Booklet or Key Features document for more information.

ABI sector

ABI sectors are defined by the Association of British Insurers (ABI). They are a way of grouping funds with similar characteristics so they're easier to compare.

Lipper

A company that supplies fund data such as performance. We use Lipper to provide past performance data on our fund fact sheets.

Indicative spread

'Spreads' reflect the underlying costs of buying and selling assets in a fund and are included in the daily unit price so will not be shown as a separate charge on your statements. The spread shown aims to provide an indication of potential spreads incurred when transacting in this fund, but what you pay will vary from this. You can find more information on transaction costs here.

In exceptional market conditions spreads may widen considerably and be subject to frequent change, so what you pay may be significantly different and higher from normal market conditions.

Important information

Copyright © 2026 Legal & General. This document is subject to copyright. Any unauthorised use is strictly prohibited. All rights are reserved.

Source: Legal & General Group PLC unless otherwise stated. Legal & General Assurance Society Limited. Registered in England and Wales No.166055. Registered office: One Coleman Street, London EC2R 5AA. Authorised by the Prudential Regulation Authority and regulated by the Financial Conduct Authority and the Prudential Regulation Authority.